

**HONDA**

# HANDHELDS & TILLERS



**ENGINEERING FOR** *Life*

# IT'S NOT JUST CLEVER ENGINEERING, IT'S ENGINEERING FOR *Life*

When designing our gardening range, we looked at your life from every angle, and put decades of experience into creating technology that solves problems. Our aim was not only to build the best possible tools for the job, but to create products that are a joy to use and own.



# CONTENTS



05 **MICRO**  
2 MODELS



05 **MINI**  
2 MODELS



07 **COMPACT**  
5 MODELS



09 **COUNTER-ROTATING**  
3 MODELS



15 **BRUSHCUTTER**  
**CORDLESS**  
1 MODEL



16 **HEDGETRIMMER**  
**CORDLESS**  
1 MODEL



16 **LEAF BLOWER**  
**CORDLESS**  
1 MODEL



19 **BRUSHCUTTER**  
**PETROL**  
9 MODELS



20 **VERSATOOL™**  
**PETROL**  
2 MODELS



21 **HEDGETRIMMER**  
**PETROL**  
2 MODELS



22 **LEAF BLOWER**  
**PETROL**  
1 MODEL

## TILLERS

- 03 **TILLERS FEATURES**
- 05 **MICRO AND MINI**
- 07 **COMPACT**
- 09 **COUNTER-ROTATING**
- 11 **TILLERS SPECIFICATIONS**

## HANDHELDS

- 13 **CORDLESS FEATURES**
- 15 **CORDLESS HANDHELDS**
- 17 **PETROL FEATURES**
- 19 **PETROL HANDHELDS**
- 23 **HANDHELDS SPECIFICATIONS**
- 27 **WORLD OF HONDA**



# INDUSTRY LEADING TECHNOLOGY

# FEATURES



## ALWAYS IN CONTROL

Tillers with technology that works for you. Flexible features include up to 6 forward gears, allowing you to switch up your speed to match the demands of your conditions, adjustable working width, which adapts to the specifics of your space, and Honda clutch control which gives you precise directional control.



## 4-STROKE TECHNOLOGY

Our ultra-reliable 4-stroke engines offer low fuel consumption, low emissions and low engine noise, so they are friendly to the environment and to your neighbours too! With high torque even at low rpm, you can drive through the toughest earth and our decompression mechanism ensures they start easily every time.



## MULTI FUNCTION CAPABILITY

With our range of attachments, your Honda tiller becomes a truly multi-function machine. Choose from a lawn de-thatcher, aerator, scarifier, ridger, plough, or potato lifter – all of which have been specifically designed and built to perfectly compliment your tiller and give you the very best performance.

## INTUITIVE DESIGN

Our experience in creating products built for life, led us to design tillers that are easy, intuitive and a joy to use. With ergonomic controls and adjustable handles, you can find your perfect working position, and, in our Micro, Mini and Compact ranges, fold your tiller smoothly for easy storage.

## KEY TECHNOLOGY

Our tillers feature a lot of clever technology that takes the effort out of keeping your lawn in perfect condition.



### SIDE CLUTCH

Our user-friendly side clutch gently stops the drive to the right or left tine, so you can turn with ease.



### SIDE DISCS

Protective side discs keep the tiller perfectly aligned when furrowing and shield your growing plants from impact or flying debris.



### TRANSPORT WHEEL

An easily manoeuvrable transport wheel allows the tiller to be smoothly transported on uneven ground between storage and workspaces.



### POWER TAKE OFF (PTO)

Power Take Off utilises engine power to operate attachments that make heavy jobs like hulling, spraying and mowing quicker and easier.



### GEAR BOX

The gearbox transfers just the right amount of power and torque, so you can pick the perfect speed to match your pace.



### COUNTER ROTATING TINES

Tines that rotate in opposite directions give your tiller balance, so you can effortlessly and efficiently break up hard soil.



### FOLDABLE HANDLE

This neat foldable handle was cleverly designed with inward-facing knobs, easy to fold away for storage or transportation..



### SWING HANDLE

Fitted with a safety release, the handle swings left or right, so you can work around any cultivated soil or plants.

## SMALL AND TOUGH

# MICRO AND MINI

Made for smaller spaces, our micro and mini tiller range has more than enough power to tackle lawns, beds and vegetable plots with ease. Our FG205 and F220 mini tiller models are both practical and easy-to-use, they come with a range of specialised tools as standard, from crop protection side discs to a unique tine that digs and cultivates simultaneously. Each compact machine has a low centre of gravity to ensure they are well-balanced and offer excellent manoeuvrability. The addition of neat, effortlessly folding, handles ensure your tiller is as simple to transport and store, as it is to use.

### KEY FEATURES



TRANSPORT  
WHEEL



FOLDABLE  
HANDLE



SIDE  
DISCS



SWING  
HANDLE



FG110

FG201

FG205

F220



## POWER AND VERSATILITY

# COMPACT

For larger flowerbeds and vegetable patches, our compact tiller range offers high performance and attachments designed for multiple tasks, soil types and finishes. Light and manoeuvrable the FG320 and FJ500 compact tillers are also seriously heavy duty. With a powerful engine and manual gearbox, you can optimise speed, power and comfort, and utilise attachments including multiple tine, scarifier, ridger, plough and snow blade.

### KEY FEATURES



TRANSPORT  
WHEEL



SIDE  
CLUTCH



GEAR  
BOX



SIDE  
DISCS



SWING  
HANDLE



FG320



FJ500 DER







# ULTIMATE TILLING POWER

# COUNTER-ROTATING

The FF300, FR500 and FR750 models feature unique counter rotating tines that can cut through the most compacted soil with ease. The FF300 and FF500 offer increased manoeuvrability, a low centre of gravity and zero turn capability. An ergonomic loop handlebar gives you complete clutch control and optimum grip-position, whilst height-selectable front wheels adjust to your desired tilling depth. The ultimate tilling power is the FR750. With 600mm tine width, 2 forward gears, 1 reverse gear and a deadman's clutch, this machine makes your job safer and easier. Our revolutionary Active Rotary System dramatically improves stability for smooth and easy operation.

## KEY FEATURES



GEAR  
BOX



COUNTER-  
ROTATING  
TINES



FF300



FF500









FR750





# SPECIFICATIONS

	MICRO		MINI		COMPACT	
	FG110	FG201	FG205	F220	FG320	FJ500 SE/SER
						
Engine	4-stroke OHC	4-stroke OHV	4-stroke OHV	4-stroke OHV	4-stroke OHV	4-stroke OHV
Engine model	GX25T	GXV50	GXV50	GXV57	GP160	GX160
Engine displacement (cc)	25.0	49.0	49.0	57.3	163.0	163.0
Engine net power kW/rpm	0.61/6,000	1.3/4,800	1.3/4,800	1.5/4,800	3.4/3,600	3.4/3,600
Engine net torque Nm/rpm	-	-	-	-	10.3/2,500	10.3/2,500
Fuel tank capacity (litres)	0.57	0.35	0.35	0.67	2.40	2.40
Engine oil capacity (litres)	0.08	0.30	0.30	0.30	0.58	0.58
Starter	Recoil	Recoil	Recoil	Recoil	Recoil	Recoil
Drive clutch	Automatic - centrifugal	Automatic - centrifugal	Automatic - centrifugal	Manual - expanding shoe	Manual - belt tension	Manual - belt tension
Transmission	Worm gear	Worm gear	Worm gear	Epicyclic gearing	Constant mesh	Constant mesh
Final transmission	-	-	-	Pinion and bevel gear	Chain	Chain
Differential/side clutch	-	-	-	-	-	-
Max tilling width (mm)	230	300	450	545	800	800
Max tilling depth (mm)	203	230	260	280	325	325
Forward speeds	1	1	1	1	1	1
Reverse speeds	-	-	-	-	1	1
Forward tool rotation speed (rpm or m/s)	182 rpm	197 rpm	135 rpm	130 rpm	108 rpm	113 rpm
Reverse tool rotation speed (rpm or m/s)	-	-	-	-	53 rpm	28 rpm
PTO rotation speed (low/high (rpm))	-	-	-	-	-	-
Rotors/tines supplied	4 x 6 tooth hoeing tines	4 x 4 tooth shredder tines	4 x 4 tooth digging tines	4 x 4 tooth digging tines	6 x 4 tooth digging tines	Multiple rotor options
Counter-rotating tines	-	-	-	-	-	-
Wheels	Rear transport	Rear transport	Rear transport	Front transport	Front transport	-
Side discs	-	-	•	•	•	•
Border edger	◦	◦	-	-	-	-
De-thatcher	◦	◦	◦	◦	-	◦
Aerator	◦	◦	-	-	-	-
Aerator/scarifier	-	-	-	◦	-	◦
Ridger	-	-	-	◦	-	◦
Foldable handle	•	•	•	•	-	•
Height adjustable handle	-	-	-	•	•	•
Swing handle	-	-	-	•	•	-
Dimensions (L x W x H (mm))	1,175 x 365 x 958	1,185 x 455 x 980	1,155 x 510 x 1,035	1,280 x 615 x 1,035	1,500 x 837 x 980	1,395 x 610 x 980
Dry weight (kg)*	13.0	17.0	21.0	30.0	53.0	45.0/57.0
Noise dB(A)**	93.0	93.0	93.0	92.0	-	96.0

• Standard ◦ Optional - Not available



## COMPACT

## COUNTER-ROTATING

FJ500 DE/DER



F506



F510



FF300



FF500



FR750



FJ500 DE/DER	F506	F510	FF300	FF500	FR750
4-stroke OHV	4-stroke OHV	4-stroke OHV	4-stroke OHV	4-stroke OHV	4-stroke OHV
GX160	GX160	GX160	GXV57	GCVx145	GX200
163.0	163.0	163.0	57.0	145.0	196.0
3.6/3,600	3.6/3,600	3.6/3,600	1.5/4,800	3.1/3,600	4.1/3,600
10.3/2,500	10.3/2,500	10.3/2,500	-	-	-
2.40	2.60	2.30	0.78	0.91	2.50
0.58	0.60	0.60	0.30	0.40	0.60
Recoil	Recoil	Recoil	Recoil	Recoil	Recoil
Manual - belt tension	Manual - belt tension	Manual - belt tension	Manual - expanding shoe	Manual - expanding shoe	Manual - belt tension
Constant mesh	Constant mesh	Constant mesh	Wheels - epicyclic gearing to bevel gear	Wheels - epicyclic gearing to bevel gear	Variable sliding
Chain	Chain	Chain	Wheels - constant mesh/ Tines - chain and gear	Wheels - constant mesh/ Tines - chain and gear	Tines - chain
-	-	-	•	•	•
800	900	900	410	550	510
325	330	330	160	200	326
2	3	6	3	3	2
1	1	2	1	1	1
80 - 113 rpm	52 - 122 rpm	21 - 122 rpm	0.15 - 1 m/s	0.2 - 1 m/s	0.35 - 1.22 m/s
28 rpm	50 rpm	16 - 32 rpm	0.3 m/s	0.3 m/s	0.36 m/s
-	-	-	131	141	238
Multiple rotor options	Multiple rotor options	Multiple rotor options	Front counter rotation digging tines	Front counter rotation digging tines	Rear rotary tines
-	-	-	•	•	•
Front transport	Optional wheels & tyres	Optional wheels & tyres	Wheels & tyres	Wheels & tyres	Wheels & tyres
•	o	o	-	-	-
-	-	-	-	-	-
o	o	o	-	-	-
-	-	-	-	-	-
o	o	o	-	-	-
o	o	o	o	o	-
•	-	-	-	-	-
•	•	•	•	•	•
•	•	•	-	-	-
1,395 x 610 x 980	1,585 x 610 x 865	1,585 x 610 x 865	1,465 x 465 x 1,010	1,730 x 585 x 1,040	1,500 x 570 x 1,140
49.0/62.0	47.0	50.0	50.5	76.0	91.0
96.0	97.0	97.0	92.0	90.0	97.0

\*Weight with attachments.

\*\*Guaranteed sound power level (as per directives 2000/14/EC, 2005/88/EC in dB(A)).

Model availability is dependant on country, do not hesitate to ask your local Honda dealer.

# CORDLESS RANGE



## DESIGNED WITH PROFESSIONALS IN MIND

No cords, no compromises, nothing holding you back, this hardworking range has everything you need to get the job done well. Each efficient cordless tool works with our high performing Universal Battery System. Recharge takes minutes, and secure battery casing ensures safe all-weather use\*.

\*Only applies when used in combination with the 9.0Ah DPW3690XA battery.

## HONDA UNIVERSAL BATTERY

The Honda Li-ion battery can power any tool in our cordless range and recharge takes only minutes. Simply switch our efficient battery to another cordless Honda tool to enjoy the constant, unwavering performance, and significantly higher runtime, of our Thermo Smart technology in every single part of your garden.



# INDUSTRY LEADING TECHNOLOGY

# FEATURES



## PROFESSIONAL POWER

Our robust, rapid-charging 9.0Ah batteries can withstand a drop of 2 metres. Clever Thermo Smart technology means they deliver high power consistently throughout their charge.

## COMFORTABLE HANDLING

Extensive gardening tasks call for increased comfort. Our cordless brushcutter features an adjustable harness, while our leaf blower offers a belt-mounted battery. Both tools feature ergonomic handles to balance weight distribution and enhance ease-of-use.



## HONDA UNIVERSAL BATTERY SYSTEM

The most advanced battery system in its class. Our powerful interchangeable batteries can be switched quickly and easily into cordless tools from the entire Honda range.

## FULLY WEATHERPROOF

We know you don't want to stop when the rain starts to fall. That's why our cordless handheld tools have IPX4 certification for water-resistance\* making them safe to use in all weathers.

\*Achieves this rating only when used with the 9.0Ah DPW3690XA battery.

## BUILT WITH PROFESSIONALS IN MIND

Performance and durability from start to finish. Our handheld tools were built to satisfy the demands of professional gardeners everywhere.

## CORDLESS BATTERY OPTIONS

A selection of Honda universal Li-ion batteries for the cordless range.



36V 4.0Ah  
DP3640XA



36V 6.0Ah  
DP3660XA



36V 9.0Ah  
DPW3690XA

### CHARGING SPECIFICATION

MODELS	CHARGING CURRENT (AMPS)	CHARGING TIME TO 80% (MINS)	CHARGING TIME TO 100% (MINS)	CHARGER WEIGHT
36V 4.0Ah	8	25	35	0.82kg
36V 6.0Ah	8	35	55	0.82kg
36V 9.0Ah	8	49	77	0.82kg

Batteries and chargers sold separately.

# POWER YOU CAN COUNT ON BRUSHCUTTER

With enhanced comfort and continuous long-lasting performance, our cordless brushcutter was designed for effortless all-day use. Powered by a 36 V brushless EC motor and the incredible sustainable performance of the Honda Li-ion battery, you don't have to stop work until you choose to. Our new lightweight design boasts an ergonomic handle and adjustable harness to help you tackle even the toughest undergrowth with ease. Whilst the reduced noise and vibration levels of our battery-powered tools mean that you can start early or finish late to get the job done. As always, safety is paramount, in the case of a jam the blades release automatically, preventing the motor from stalling, and IPX4 certification\* means that a wet weather forecast is nothing to worry about.



\*Achieves this rating only when used with the 9.0Ah DPW3690XA battery.



# MAINTENANCE MADE EASY

# HEDGETRIMMER & LEAF BLOWER

Featuring a brushless EC motor and IPX4 certification for water-resistance\*, our cordless hedgetrimmer and leaf blower are made for use all day long - and all year-round. Our hedgetrimmer has hardened Swiss steel blades that seamlessly power through stubborn foliage, and a rotatable rear handle that allows you to work comfortably at any angle. With interchangeable nozzles, variable speed settings and a belt-mounted battery, our leaf blower makes light work of blasting away dry, wet or even heavy debris.



\*Achieves this rating only when used with the 9.0Ah DPW3690XA battery.

# PETROL RANGE



## WORKS AS HARD AS YOU

Designed around our renowned 4-stroke engine technology, our petrol range is powerful enough to take on the most challenging tasks in the toughest environments. Reliable, durable and efficient to run, the petrol engines that power our compact and easy-to-use handheld products, have satisfied millions of customers around the globe.

## HONDA 4-STROKE ENGINE

Our compact Honda 4-stroke GX25 and GX35 engines offer all the performance you'd expect from larger engines and strong torque across the entire rpm. With minimal vibration levels, low emissions and the added convenience of no longer needing to pre-mix oil and fuel, they are quiet, effective and easy to use.



# INDUSTRY LEADING TECHNOLOGY

# FEATURES




## DECOMPRESSION SYSTEM

The GX25 and GX35 are equipped with a mechanical decompression system and super-lightweight flywheel to ensure their engines start smoothly, with minimal effort, every time.

## 360° LUBRICATION

For flexible usage and storage, a rotary slinger pumping lubrication system provides a constant flow of lubrication whatever the position of the engine.



## COMPACT DESIGN

For flexible usage and storage, a rotary slinger pumping lubrication system provides a constant flow of lubrication whatever the position of the engine.



## HIGH FUEL EFFICIENCY

An optimised fuel tank and low fuel consumption, of 0.54 litre/hour at maximum power, means these efficient engines offer impressively long running time between refills.

# — READY WHEN YOU ARE BRUSHCUTTER

Our compact and reliable brushcutter range includes a manoeuvrable backpack brushcutter and a bent shaft brushcutter which is designed to reach tricky spots. The UMK 450 delivers constant power in the most demanding environments. Powered by our 4-stroke 2hp GX50 engine, and featuring an improved harness, anti-vibration system\* and ergonomically designed grip, it's easy to start and a joy to use.

\*Specific to UMK 450 XE.




## ACCESSORIES

A range of versatile accessories are available across the range.



3 tooth blade



4 tooth blade\*\*

\*\*4 tooth blade only available on bike type model.

# — THE POWER TOOL THAT DOES IT ALL

# VERSATOOL™


Our innovative, multipurpose Versatool™ can take on a huge range of garden tasks. With eight interchangeable push-and-click attachments, from pruners and linecutters to blowers and cultivators, and the choice of a GX25 or GX35 4-stroke engine to ensure a long lifespan, this is the ultimate garden power tool.



## CUT WITH EASE

# HEDGETRIMMER

When it comes to the pristine maintenance of large parks and gardens, Honda hedgetrimmers are indispensable. Our 75cm double-blade works quickly and efficiently to give you more control and make accurate trimming effortless. Ergonomic controls pair with an adjustable handle and low vibration frame to ensure this 4-stroke powered garden tool is as comfortable as it is reliable.



# CLEAR WITH PRECISION

# LEAF BLOWER

Our compact leaf blower is powered by the unrivalled Honda GX25 micro-engine that starts easily and runs smoothly with very little noise. Made for the year-round upkeep of gardens, parks, stadiums and streets, airflow speeds of 600 m<sup>3</sup>/h clear heavy and wet debris with ease. Cruise control maintains engine speed allowing you to work comfortably without holding onto the trigger.



# SPECIFICATIONS

## BRUSHCUTTER

HHT 36 AXB



## HEDGETRIMMER

HHH 36 AXB



## LEAF BLOWER

HHB 36 AXB



4.0Ah Battery run time (mins)	60/33 <sup>A</sup>	56	12 <sup>AA</sup>
6.0Ah Battery run time (mins)	90/50 <sup>A</sup>	84	18 <sup>AA</sup>
9.0Ah Battery run time (mins)	135/75 <sup>A</sup>	126	27 <sup>AA</sup>
Shaft type	Straight	-	-
Handle	Bike handle	-	-
Grass cutter attachments: Tap & go nylon head	Yes	-	-
Grass cutter attachments: 3 tooth blade	Yes	-	-
Weatherproofing <sup>AAA</sup>	IPX4	IPX4	IPX4
Harness	Double shoulder comfort	-	-
Blade type	-	Dual roughing blade	-
Blade length (mm)	-	600	-
Blade spacing (mm)	-	35	-
Nominal air flow (m/sec)	-	-	860*
Maximum wind speed	-	-	66*
Maximum cuts (min)	-	3,000	-
Noise dB(A)**	93 <sup>***</sup>	101	99
Bare tool weight (kg)	6.5	5.0	2.7
Additional feature	-	-	Battery belt

<sup>A</sup>Figures relate to: Blade / Standard bump feed head and line

<sup>AA</sup>Products internally tested under no load

<sup>AAA</sup>Achieves this rating only when used with the 9.0Ah DPW3690XA battery

\*With fan nozzle

\*\*Guaranteed sound power level in accordance with 2000/14/EC - 2005/88/EC

\*\*\*Value for nylon trimming line supplied as standard with the product

● Standard ○ Optional - Not available

Model availability is dependent on country, do not hesitate to ask your local Honda dealer.





## BRUSHCUTTERS

UMK 425 LE



UMK 425 UE



UMK 435 LE



UMK 435 UE



UMR 435 LE



	UMK 425 LE	UMK 425 UE	UMK 435 LE	UMK 435 UE	UMR 435 LE
Engine	4-stroke OHC	4-stroke OHC	4-stroke OHC	4-stroke OHC	4-stroke OHC
Engine displacement (cc)	25	25	35	35	35
Engine model	CX25T	CX25T	CX35T	CX35T	CX35T
Engine net power (kW/rpm)	0.72/7,000	0.72/7,000	1.0/7,000	1.0/7,000	1.0/7,000
Fuel tank capacity (litres)	0.58	0.58	0.63	0.63	0.63
Engine oil capacity (litres)	0.08	0.08	0.10	0.10	0.10
Transmission type	Low vibration centrifugal clutch	Low vibration centrifugal clutch	Low vibration centrifugal clutch	Low vibration centrifugal clutch	Centrifugal clutch
Shaft type	Straight	Straight	Straight	Straight	Flexible
Handle	D-loop	Bike type	D-loop	Bike type	D-loop
Grass cutter attachments: Tap & go nylon head	•	•	•	•	•
Grass cutter attachments: 3 tooth blade	•	•	•	•	•
Hedgetrimmer attachment	◦	-	◦	-	-
Pruner attachment	◦	-	◦	-	-
Optional attachments	4 tooth blade	4 tooth blade and saw blade	4 tooth blade	4 tooth blade and saw blade	4 tooth blade
Harness	Double shoulder comfort	Double shoulder comfort	Double shoulder comfort	Double shoulder comfort	Double shoulder comfort
Noise dB(A)*	109	109	109	109	111
Dimensions (L x W x H (mm))	1,859 x 384 x 252	1,859 x 671 x 517	1,870 x 384 x 258	1,870 x 671 x 521	2,810 x 375 x 565
Dry weight (kg)	5.98	6.28	7.22	7.53	10.70
Additional feature	Heavy duty transmission head	Heavy duty transmission head	Heavy duty transmission head	Heavy duty transmission head	-

# SPECIFICATIONS

## BRUSHCUTTERS

## VERSATOOL™

UMK 450 LE



UMK 450 UE



UMK 450 XE



UMS 425



UMC 425 E



UMC 435 E



	UMK 450 LE	UMK 450 UE	UMK 450 XE	UMS 425	UMC 425 E	UMC 435 E
Engine	4-stroke OHC	4-stroke OHC	4-stroke OHC	4-stroke OHC	4-stroke OHC	4-stroke OHC
Engine displacement (cc)	47.9	47.9	47.9	25	25	35
Engine model	GX50	GX50	GX50	GX25T	GX25T	GX35T
Engine net power (kW/rpm)	1.47/7,000	1.47/7,000	1.47/7,000	0.72/7,000	0.72/7,000	1.0/7,000
Fuel tank capacity (litres)	0.63	0.63	0.63	0.58	0.58	0.63
Engine oil capacity (litres)	0.13	0.13	0.13	0.08	0.08	0.10
Transmission type	Low vibration centrifugal clutch	Low vibration centrifugal clutch	Low vibration centrifugal clutch	Centrifugal clutch	Low vibration centrifugal clutch	Low vibration centrifugal clutch
Shaft type	Straight	Straight	Bent	Bent	Straight	Straight
Handle	D-loop	Bike type	Bike type	D-loop	D-loop	D-loop
Grass cutter attachments: Tap & go nylon head	•	•	•	•		
Grass cutter attachments: 3 tooth blade	•	•	•	-		
Hedgetrimmer attachment	-	-	-	-	See table on next page for attachment specification	
Pruner attachment	-	-	-	-		
Optional attachments	4 tooth blade	4 tooth blade and saw blade	4 tooth blade and saw blade	-		
Harness	Double shoulder EXTRA comfort	Double shoulder EXTRA comfort	Double shoulder EXTRA comfort	-	Single strap	Double strap
Noise dB(A)*	108	108	108	109	-	-
Dimensions (L x W x H (mm))	1,851 x 384 x 262	1,851 x 671 x 521	1,820 x 671 x 590	1,708 x 223 x 413	1,135 x 315 x 245	1,145 x 325 x 255
Dry weight (kg)	7.80	8.10	9	5.49	5.10	6
Additional feature	Heavy duty transmission head	Heavy duty transmission head	Anti-vibration / Heavy duty transmission head	-	Joint system	Joint system

• Standard - Not available

\*Guaranteed sound power level (in accordance with 2.000/14/EC Directive) in dB(A).

\*\*Not available in the UK.

Model availability is dependent on country, do not hesitate to ask your local Honda dealer.



## HEDGETRIMMERS

## LEAF BLOWER

HHH 25D 75E



HHH 25S 75E



HHB 25 E



Engine	4-stroke OHC	4-stroke OHC	4-stroke OHC
Engine displacement (cc)	25	25	25
Engine model	GX25T	GX25T	GX25T
Engine net power (kW/rpm)	0.72/7,000	0.72/7,000	0.72/7,000
Fuel tank capacity (litres)	0.58	0.58	0.58
Engine oil capacity (litres)	0.08	0.08	0.08
Transmission type	Centrifugal clutch	Centrifugal clutch	-
Blade type (Dual / Single)	Dual	Single	-
Blade length (mm)	720	720	-
Blade spacing (mm)	36	36	-
Nominal air flow (with fan nozzle (m/sec))	-	-	600
Maximum wind speed (with fan nozzle (m/sec))	-	-	70
Noise dB(A)*	104	104	102
Dimensions (L x W x H (mm))	1,220 x 312 x 259	1,125 x 310 x 259	335 x 265
Dry weight (kg)	6.60	5.80	4.50
Additional feature	180° adjustable handle	Clipping collector guard	Adjustable air flow

## VERSATOOL™ ATTACHMENTS

	POWERHEAD 25 CC	POWERHEAD 35 CC	BRUSHCUTTER	CULTIVATOR	EXTENSION LONG	EXTENSION SHORT	HEDGETRIMMER LONG	HEDGETRIMMER SHORT	PRUNER	BLOWER	EDGER
Dimensions (L x H x W (mm))	1,708 x 310 x 245	1,145 x 315 x 258	770 x 400 x 210	795 x 235 x 255	1,060 x 65 x 52	559 x 65 x 52	1,400 x 120 x 120	900 x 120 x 120	1,070 x 140 x 88	860 x 264 x 190	695 x 330 x 145
Dry weight (kg)	5.6	6.4	1.85	3.3	1.1	0.7	2.6	2.35	2.1	2.1	2.05

• Standard ○ Optional - Not available

\*Guaranteed sound power level (in accordance with 2.000/14/EC Directive) in dB(A).

Model availability is dependent on country, do not hesitate to ask your local Honda dealer.



# WORLD OF HONDA POWER PRODUCTS

Every innovative Honda product inspires the next, as we deliver on our commitment to making powerful equipment that is engineered for life. From the comfort and intuitive control of our lawn tractors to the complete autonomy of our Miimo robotic mowers... and beyond. We've used our experience to create technologically advanced Snowthrowers that make clearing snow as effortless, efficient and reliable as possible and dependable and dynamic marine engines that have been refined over 54 years to deliver outstanding efficiency and enjoyable performance.

Contact your dealer for details.





You deserve complete confidence that you've made the right choice, long after you've made the purchase. That's why we appoint our Honda Authorised Dealers with as much care as we build into our products.

Look for the seal of quality when you buy your Honda, or call **0345 200 8000\*\*** and we'll find the closest to you.



### Sales

Our Authorised Dealers not only feature a comprehensive display of Honda products to see and touch, but they know our product range inside-out. Every one follows an extensive Honda training programme with regular refresher courses – so you can trust in their valuable advice and experience to help you choose the product that's just right for you and your needs.



### Service

As well as offering the highest levels of after-sales service, our Authorised Dealers' factory-trained technicians perform a full Pre-Delivery Inspection (PDI) on every machine, and are fully equipped to keep your product in peak condition with cost-effective servicing. Of course, you can also be assured that only high quality, genuine Honda parts are used, with access to our 24hr parts delivery service for fast and efficient turnaround.



### Expertise

Our Authorised Dealers are true experts in their field, often with years of first-hand experience under their belt. In fact, their knowledge and experience plays an important role in making sure that our Research and Development team is given feedback from our customers, so we can ensure that new and improved models continue to meet your future needs too.

## Unrivalled quality, for peace of mind

There's a simple reason why you'll see so many old Honda products still in use. **Ours are built better, to last longer.**

That's not just an idle promise. It's fact. Our enviable reputation for durability and reliability is supported by our cast iron warranty, covering both parts and labour. Our warranty maintains the same value throughout its lifetime too – meaning the last day of cover is exactly the same as the first: solid and dependable.



Domestic Use

Handheld & Tiller Products



Professional Use

Handheld & Tiller Products

\*Subject to an annual service.

\*\*Charged at local rates from landlines.



**Honda (UK)**  
**Cain Road, Bracknell, Berkshire, RG12 1HL**  
**United Kingdom**  
**Honda Contract Centre 0345 200 8000**  
**[www.honda.co.uk](http://www.honda.co.uk)**

These specification details do not apply to any particular product which is supplied or offered for sale. The manufacturer reserves the right to vary their specification, including colours, with or without notice at such times in such manner as they think fit. Major as well as minor changes may be involved. Every effort, however, is made to ensure the accuracy of the particulars contained in this brochure. Consult the Dealer with whom your order is placed for details of the specification of any particular product. This publication shall not constitute in any circumstances whatsoever an offer by the Company to any person. All sales are made by the Distributor or Dealer concerned subject to and with the benefit of the standard Conditions of Sale and Warranty given by the Distributor. While efforts are made to ensure specification accuracy, brochures are prepared and printed several months in advance of distribution and consequently cannot always immediately reflect either changes in specification or in some isolated cases the provision of a particular feature. Customers are always advised to discuss specific details with the supplying Dealer, especially if a selection is dependent upon one of the features advertised.